

**CASELLA**   
A DIVISION OF TSI

# VAPex

## Low Flow Air Sampling Pump

The VAPex range has been designed particularly for low flow sampling of vapors and gases in working environments. Its Intrinsically Safe design and remote operation via the Airwave App makes it ideal for modern day sampling requirements.



**Join us in working today  
for a healthier tomorrow.**

[www.casellasolutions.com](http://www.casellasolutions.com)

## Key Features

- Intrinsically Safe
- Wide low flow range 20mL- 500mL/min
- Wireless Bluetooth connectivity
- Remote Start/Stop from Airwave App
- IECEx and ATEX certified EX ia IIC T4 Ga
- Pocket size form factor
- Remote calibration
- Motion sensing technology
- Auto restart function
- Simple and smooth (Noise Free) operation
- Rapid charging of battery
- Add sampling notes on the go

## Simple Operation

Casella products are known in the industry for their ease of use and the VAPex is no exception to this. Using only four buttons you can easily navigate through the color coded setup menus.

- Just tap a key to start a run
- Displays battery life in remaining hours as well as flow rate
- Intuitive color display to show device status
- Status LEDs showing pump state from a distance



Easy to use menu



Color coded display showing remaining battery life

# Use Airwave on your mobile device to remotely monitor multiple pumps, without disturbing the wearer!




1

Find your VAPex on Airwave



2

Click 'Run' Button



3

Start viewing the sampling



4

Email a copy of results



Create notes on the go...

## Designed for Supreme Performance

VAPex pumps have been designed to give optimum performance for low flow rate applications. Its highly sophisticated control mechanism allows users to collect samples at extremely low flow rates to capture vapors and gases via sorbent tubes.

- Run time of 34 hours at optimum use
- Flexibility to work with all tubes and kits
- Outstanding back pressure capability
- Excellent flow control and stability

VAPex has an outstanding back pressure capability to ensure uninterrupted smooth operation of the pump even in the most demanding settings. Innovative technology embedded in VAPex provides unique features to the user.

***“We wanted to have a dedicated low flow pump for gases, one we could use without any low flow adaptor”***

## Intelligent and Easy to Wear Design

VAPex has one of the most practical, slim and lightweight cases designed with user convenience in mind. The wearing clip comes with a lifetime guarantee.

- Display with highly visible color coded menus
- Motion sensor to ensure compliance and operation
- Ergonomically designed case weighing only 220 grams
- Recessed inlet spigot to prevent damage
- Large buttons with lockable keypad

Screen on top to prevent damage when in use



## Bluetooth Connectivity

Monitor your VAPex remotely with Bluetooth® and the supporting Airwave App on your phone or tablet.

- Monitor the pump without disturbing the wearer
- Monitor multiple pumps
- Start and stop pumps remotely
- Email data direct to your PC

## Intrinsically Safe

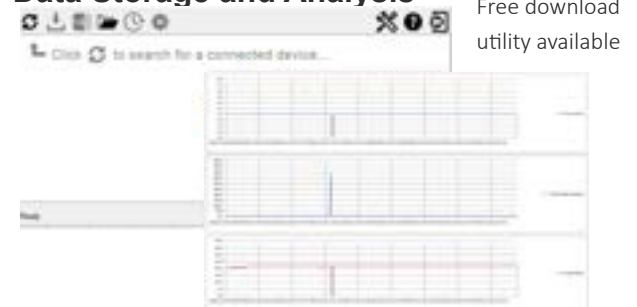
VAPex is an Intrinsically Safe (IECEx) pump for use in potentially hazardous atmospheres. Although VAPex is ideal for use in oil and gas, pharmaceutical and chemical industries. Its applications are also frequent where occupational health and safety is in question.

Ex ia IIC T4 Ga  
(Ta = -20°C to +45°C)

### NTRL Certification Markings For USA and Canada:

	Canada	US
Standards coding:	Ex ia IIC T4 Ga	Class I Zone 0, AEx ia IIC T4 Ga
Ambient range:	-20°C to +45°C	-20°C to +45°C

## Data Storage and Analysis



The VAPex can store up to 200 separate runs, storing data including start time, stop time, date, duration, volume sampled and motion index.

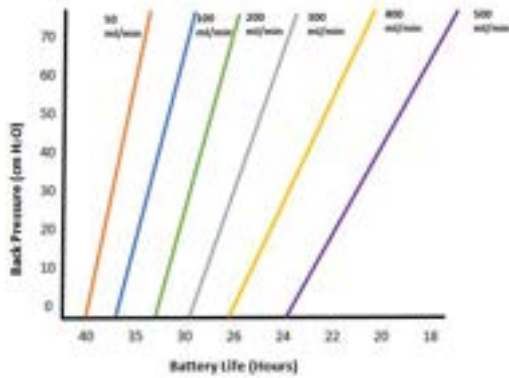
- Simple to use download utility for PCs
- Graphs- flow, motion and back pressure
- Shows events such as blockages
- Downloads into Excel to easily view and share data

## Technical Specification

### Flow Performance

Flow Range ml/min:	20-500
Flow Control:	< ± 5% at setpoint
Back Pressure:	70cm @ 500mL/min
Run Time:	34 hours at 200mL/min (20cm H <sub>2</sub> O Back Pressure)

### Back Pressure vs Battery Life



### Physical

Dimensions:	3.4 x 3.2 x 1.8 (LWD) inches
Weight:	7.76oz
IP Rating:	IP65

### Environmental

Temperature:	41°F- 113°F
Barometric Pressure:	Auto-correcting

### Electrical

Battery Type:	High capacity Li-ion battery
Chargers:	Single or 5-way dock, <6hrs charge time

### Model Selection

VAPex	Standard	Pro
Intrinsically Safe	●	●
Motion Sensor	●	●
Constant Pressure Mode	●	●
Bluetooth		●
PC Download		●
Run Duration Timer		●
Fully Programmable Timers		●
Logging of Flow and Motion		●

## Ordering Information

VAPEX	VAPex I.S Standard Pump
VAPEXPRO	VAPex I.S Pro Pump

All pumps include 1m tube, Field Guide and a Certificate of Calibration and Conformity.

214020B/KIT	Single Docking Station for VAPex inc PSU & USB Cable
214024C/KIT	5-Way Docking Station for VAPex inc PSU & USB Cable
VAPEX/KIT	5-Way VAPex Standard Kit with tubing, docking station, PSU with universal connections and USB cable
VAPEXPRO/KIT	5-Way VAPex Pro Kit with tubing, docking station, PSU with universal connections and USB cable

VAPex pump with 5-way charger



## Related Products

Connect the VAPex with our Flow Detective to run seamless calibration through your Airwave App.



**CASELLA**  
A DIVISION OF TSI

Casella US, Shoreview, USA  
Tel: +1-800-366-2966  
Email: info-us@casellasolutions.com

Casella UK, Bedford, United Kingdom  
Tel: +44 (0) 1234 844100  
Email: info@casellasolutions.com

Distributed By: